



# My Child is reading Level **A** books!

## These books have:

- 3 to 6 words on a page
- Simple fiction stories or single idea nonfiction
- One line of text (focus on directionality)
- Sentence structure is similar to students' language;  
Repeated pattern
- Includes basic sight words
- Punctuation includes periods, question marks, and exclamation marks
- Pictures are highly supportive
- Topics are familiar to children
- Focus on a single idea

## I can help by watching and saying:

- "You read it with your eyes"
- "You said it slowly and it helped you."
- "You pointed under each word."
- "You said the first sound and it helped you"
- "You made your voice match the words"
- "You tried it again, and you made it match!"
- "That made sense in this part of the story"
- "You were thinking about what made sense there."
- "You made it sound right after you fixed it."

## After they read, I can say:

"Talk about what you learned in this book."

"Talk about what happened in the story."

"Talk about what the story made you think of."

"Show me a word that was new or hard."

"Show me some words that were easy."

"What did you like about this book?"

"On this page, tell me how the picture matches the words."

"On this page, what is this character feeling? How do you know?"

## EXAMPLE:





# My Child is reading Level **B** books!

These books have:

- 8-10 pages of print, 2 lines of text (return sweep)
- Sentences increase in length; Sentence structure is similar to students' language
- Repeated words or pattern, including more basic sight words
- Includes some word endings (e.g., s, ed, ing)
- Punctuation includes periods, question marks, exclamation marks, & some commas
- Simple dialogue
- Pictures are highly supportive
- Topics are familiar to children
- Focus on a single idea
- Setting is present, but seldom a plot

I can help by watching and saying:

- "You read it with your eyes"
- "You pointed under each word."
- "You made your voice match the words"
- "You tried it again, and you made it match!"
- "That made sense in this part of the story"
- "You were thinking about what made sense there."
- "You made it sound right after you fixed it."
- "You thought about the first sound and it helped you!"
- "You read that again restarted the tricky word."
- "You made it make sense and sound right."

After they read, I can say:

"Talk about what you learned in this book."

"Talk about what happened in the story."

"Talk about what the story made you think of."

"Show me a word that was new or hard. Why was it hard?"

"Show me some words that were easy. Why was it easy?"


"What did you like about this book?"

"Talk about something from the beginning of the book"

"Talk about something from the end of the book."

"On this page, what is this character feeling? How do you know?"

## EXAMPLE:





# My Child is reading Level C/2 books!

## These books have:

- Increased number of words and lines of text; Large spaces between words
- Sentences increase in length and may include some embedded clauses
- Sentence structure is similar to students' language
- Some books have repeated words or patterns, books are about 8 pages
- Pictures are highly supportive
- Includes more basic sight words and some compound words
- Includes word endings (e.g., s, ed, ing)
- Opportunities for decoding simple words
- Punctuation includes periods, question marks, exclamation marks, and commas. Dialogue is frequently included
- Topics are familiar to children
- Characters and story plots are straightforward

## I can help by watching and saying:

- "You pointed under each word."
- "You made your voice match the words"
- "That made sense in this part of the story"
- "You were thinking about what made sense there."
- "You made it sound right after you fixed it."
- "You said the first sound and it helped you"
- "You looked at the ending."
- "You made it make sense and sound right."
- "Now it all fits together"
- "You thought of another word you know."
- "You thought about a part you know."
- "You added a letter, and now it is right."
- "You noticed the first letter and that helped you."

## After they read, I can say:

"Talk about what you learned in this book."

"Talk about what happened in the story."

"Talk about what the story made you think of."

"Show me a word that was new or hard. Why was it hard?"

"Show me some words that were easy. Why was it easy?"

"What did you like about this book?"


"Talk about something from the beginning of the book"

"Talk about something from the end of the book."

"On this page, what is this character feeling? How do you know?"

"Why is this the book called\_\_\_\_\_?"

EXAMPLE





# My Child is reading Level D books!

## These books have:

- Longer, more complex stories
- Some compound sentences conjoined by “and”
- Simple plot but may include several elaborate episodes, topics are familiar, but may include abstract or unfamiliar ideas
- Text layout is easy to follow, texts range from 10-20 pages
- Pictures begin to extend meaning of text
- New punctuation may be included (dashes, ellipses)
- Larger number of high frequency words/greater variety. Includes more word endings, compound words, and multi-syllable words
- More opportunities for decoding words with familiar patterns

## I can help by watching and saying:

- “You were thinking about what made sense there.”
- “You made it sound right after you fixed it.”
- “You made it make sense and sound right.”
- “Now it all fits together”
- “You thought of another word you know.”
- “You thought about a part you know.”
- “You fixed it so that it made sense.”
- “You covered the last part and you figured it out.”
- “You checked with your finger all by yourself. You knew something was wrong.”
- “You noticed that it didn’t make sense.”
- “You had trouble but you figured it out.”

## After they read, I can say:

“Talk about what you learned in this book.”

“Talk about what happened in the story.”

“Talk about what the story made you think of, something that happened to you or another book?”

“What did you learn about (character name)?”


“Show me a part that was new or hard. Why was it hard?”

“Show me a part or word that was easy. Why was it easy?”

“What did you like about this book?”

“On this page, what is this character feeling? How do you know?”

“Why do you think (character) did that?”



EXAMPLE:



# My Child is reading Level E books!

## These books have:

- More variety in language including some literary language
- Topics range beyond the familiar
- Genres include realistic fiction, fantasy, and nonfiction (simple informational books)
- Font size may vary; Increased number of words and lines of print
- Texts range from 10-20 pages
- Text structure is more complex, often with several simple episodes
- More characters, but not very developed
- Moderate picture support
- Greater variety of high frequency words
- Frequent dialogue and full range of punctuation
- More multi-syllable words and less common spelling patterns

## I can help by watching and saying:

- “You were thinking about what made sense there.”
- “Now it all fits together”
- “You thought of another word you know.”
- “You fixed it so that it made sense.”
- “You checked with your finger all by yourself. You knew something was wrong.”
- “You noticed that it didn’t make sense.”
- “You read it quickly.”
- “You made a full stop.”
- “You took a little breath.”
- “You put your words together, you made it sound like talking.”

## After they read, I can say:

“Talk about what you learned in this book/what happened in the story.”

“Talk about what the book made you think of.”

“Show me a word that was new or hard. Why was it hard?”

“What did you like about this book?”


“Talk about something from the beginning of the book”

“Talk about something from the end of the book.”

“On this page, what is this character feeling? How do you know?”

“Why is this the book called\_\_\_\_\_?”

“What do you think the author was trying to tell you in this book?”



EXAMPLE:



My Child is reading Level **F** books!

These books have:

- Language reflects patterns that are more characteristic of written language than spoken language
- Concepts are more distant from local knowledge or the everyday world
- Some texts have abstract ideas which require discussion.
- Genres include realistic fiction, human and animal fantasy, simple folk tales, and nonfiction
- Text range from 10-30 pages
- Full range of punctuation to enhance meaning
- Longer texts may have longer sentences and/or more lines of text per page and shorter texts may have
- unusual language patterns or technical words
- Greater variety in vocabulary

I can help by watching and saying :

- “Now it all fits together”
- “You worked that out on your own!”
- “You thought of another word you know.”
- “You thought about what would make sense.”
- “You tried it again in another way.”
- “You checked with your finger all by yourself.
- You knew something was wrong.”
- “You noticed that it didn’t make sense.”
- “You read it quickly.”
- “You made a full stop.”
- “You took a little breath.”
- “You put your words together, you made it sound like talking.”



After they read, I can say:

“Talk about what you learned in this book/what happened in the story.”

“Talk about what the book made you think of.”

“What did you like about this book?”

“Talk about something from the beginning/end of the book”

“Was this a fiction or non-fiction book? How do you know?”

“Show me a page where you learned something new.”

“On this page, what is this character feeling? How do you know?”


“Why is this the book called\_\_\_\_\_?”

“What do you think the author was trying to tell you in this book?”

“Tell me why you think\_\_\_\_\_ happened? What makes you think that?”

“Was there anything surprising or funny?”

“When you look at this page, how can you predict what will happen next?”



EXAMPLE:



My Child is reading Level **G** books!

These books have:

- 10-30 pages of text
- Sentences are longer with many embedded clauses
- Several high frequency words which increase in difficulty
- Large number of decodable words with regular and irregular patterns
- Several episodes with a variety of characters
- Ideas and vocabulary are more challenging with some specialized vocabulary
- Story line is carried by the text
- Pictures support and extend meaning
- Readers expected to remember information and action over a longer reading time

I can help by watching and saying:

- “You covered the last part and you figured it out.”
- “You thought about what made sense.”
- “You fixed it before you moved on.”
- “You used the words and pictures to help you with the new word.”
- “You were thinking about how the talking should sound.”
- “You made it all sounds right.”
- “You read more words together.”
- “You made your voice go up with the question mark.”
- “You found out what was wrong all by yourself.”

After they read, I can say:

“Talk about what you learned in this book/what happened in the story.”

“Talk about what the book made you think of; other books, your experiences?”

“What did you like about this book?”

“What happened first in the story? Next? Last?”

“Why did (character) do that?

“Was it fiction or non-fiction? How do you know?”

“Show me something that was new or surprising.”


“What do know about (character name)?”

“What do you think(character) is feeling on this page? What makes you think that?”

“Why did \_\_\_\_\_happen? How do you know?”

“Talk about some facts you remember about\_\_\_\_\_.”

Look at this page, what is the author trying to tell you?”



EXAMPLE:



My Child is reading Level **H** books!

These books have:

- Language is not repetitious
- Full range of high frequency words
- Size and placement of print varies widely
- Some repeated episodes
- Content moves away from familiar experiences
- Genres include realistic fiction, fantasy, folktales, and nonfiction (informational texts)
- Characters tend to learn and change
- Picture support is used to enhance and extend meaning as well as arouse interest
- Story events require interpretation
- 8-16 pages of print, 3-8 lines of print

I can help by watching and saying:

- “You recognized the words you knew quickly.”
- “ You noticed and used part of the word that you already knew.”
- “You broke the work into syllables to figure it out.”
- “ You went back and reread to make it sound right.”
- “You looked at the picture, graph or bold words to figure it out.”
- “ You paid attention to who was talking and you made your voice match.”
- “You noticed punctuation as you read and made your voice sound right.”
- “You reread to make it make sense.”
- “You thought about what made sense and chose a word quickly.”




Text Examples: Follow the Leader

- “You sounded excited when you read that part.”
- “That sounded interesting because of the way you used your voice.”

After they read, I can say:

- “Talk about what you learned in this book/what happened in the story.”
- “Talk about what the book made you think of; other books, your experiences?”
- “Talk about what you liked about this book. Talk about what you didn’t like.”
- “What happened first in the story? Next? Last?”
- “Talk about why (character) did that.”
- “Was it fiction or non-fiction? How do you know?”
- “Show me something that was new or surprising.”
- “What do know about (character name)?”
- “Show me a page where the picture helped you understand the words.”
- “Why did \_\_\_\_\_ happen? How do you know?”
- “Talk about some facts you remember about\_\_\_\_\_.”
- “Look at this page, talk about what the author is trying to tell you.”

### EXAMPLE:



My Child is reading Level I books!

These books have:

- Some texts 30-40 pages; Some chapter-like books
- 8-16 pages with 3-8 lines per page
- Texts use a great deal of dialogue
- Pictures enhance meaning but provide little support for word solving
- Complex word solving is required with multi-syllable words
- Bold and Italicized words for emphasis
- Readers transition to texts that my call for sustaining interest and meaning over several reading periods
- Most books are narrative fiction and folktales with a plot and solution

I can help by watching and saying:

- “You didn’t stop for very long to figure that out.”
- “You recognized the words you knew quickly.”
- “ You noticed and used part of the word that you already knew.”
- “You broke the work into syllables to figure it out.”
- “ You went back and reread to make it sound right.”
- “You looked at the picture, graph or bold words to figure it out.”
- “You fixed it before going on.”
- “You looked at the heading/table of contents to

- Informational books are shorter, more difficult content
- Characters and story events require interpretation
- Text Examples: The Bunny Hop, The Dinosaur Who Lived in My Backyard

figure it out.”

- “You made your voice match the punctuation.”
- “You made your voice sound like talking.”

After they read, I can say:

“Talk about what you learned in this book/what happened in the story.”

“Talk about what the book made you think of; other books, your experiences?”

“Talk about what you liked about this book. Talk about what you didn’t like.”

“What happened first in the story? Next? Last?”

“Talk about what the problem was in the story.”

“Was it fiction or non-fiction? How do you know?”

“Show me something that was new or surprising.”

“What do know about (character name)?”

“Show me a page where the pictures/ photos helped you understand the words”

“Why did \_\_\_\_\_ happen? How do you know?”

“Talk about some facts you remember about the topic.”

Fox decided to speak to the wax man.  
“Good evening, sir,” she said. “Will you please give me a chicken?”

The wax man smiled, but it did not answer.

Fox was upset. She said loudly,  
“Mister! I want a chicken now!”

Again, the wax man did not answer.



EXAMPLE:



My Child is reading Level J books!

These books have:

- Chapter books with 40-75 pages and nonfiction texts with 24-36 pages.
- Characters in series books will expand reading interest in reading, increasing the amount of time reading. Large amount of dialogue
- Full range of punctuation within longer, more complex sentences
- Texts have one main plot with several episodes over a period of time
- Requires more interpretation from the reader

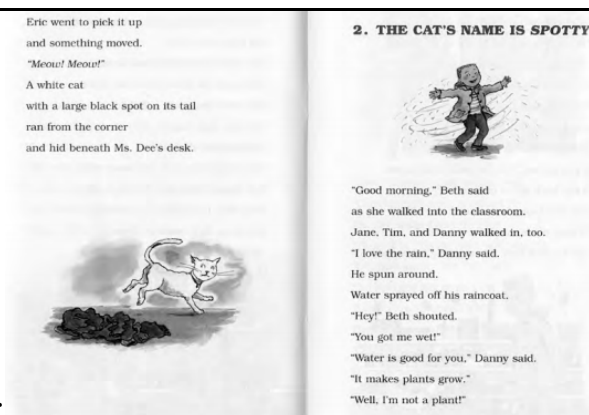
I can help by watching and saying:

- “You thought about what made sense.”
- “You broke the word down into smaller parts.”
- “You reread it so that it made sense.”
- “You made that part sound interesting.”
- “You made it all fit together.”
- “You read more words together.”
- “You made it sound like talking.”
- “You made your voice go down when you saw a period and up when you saw a question mark.”
- “You were listening to yourself to check how it sounded.”

- Requires quick solving of new words, including three or four syllables.
- Text Examples: Mouse Tales, Henry and Mudge in Puddle Trouble, Seeds

After they read, I can say:

- “Talk about what you learned in this book/what happened in the story.”
- “Talk about what the book made you think of; other books, your experiences?”
- “Talk about what you liked about this book. Talk about what you didn’t like.”
- “What happened first in the story? Next? Last?”
- “Talk about what the problem was in the story.”
- “Was it fiction or non-fiction? How do you know?”
- “Show me something that was new or surprising.”
- “What do you know about (character name)?”
- “Show me a page where the pictures/ photos helped you understand the words”
- “Why did \_\_\_\_\_ happen? How do you know?”
- “Talk about some facts you remember about the topic.”



EXAMPLE:



My Child is reading Level **K** books!

These books have:

- Includes longer, slightly more complex chapter books with more characters
- Books have one plot, but many episodes are carried over a period of time
- Shorter books have more difficult vocabulary (not often used in speech by children),
- Challenging content, or more complex themes
- Genres include realistic fiction, fantasy, and nonfiction (informational texts)

I can help by watching and saying:

- “You thought about what made sense.”
- “You broke the word down into smaller parts.”
- “You reread it so that it made sense.”
- “You made that part sound interesting.”
- “You made it all fit together.”
- “You read more words together.”
- “You made it sound like talking.”

- Some fables or legends and historical fiction
- Large amount of dialogue used to follow plot
- Characters show various perspectives
- Illustrations are placed throughout the text
- Readers explore the various connotations of words
- Text Examples: Nate the Great and the Tardy Tortoise, Frog and Toad are Friends, What Happens When You Recycle?

- “You made your voice go down when you saw a period and up when you saw a question mark.”
- “You were listening to yourself to check how it sounded.”
- “You figured out what it meant by reading the words around it.”

After they read, I can say:

“Talk about what you learned in this book/what happened in the story.”

“Talk about what the book made you think of; other books, your experiences?”

“Talk about what you liked about this book. Talk about what you didn’t like.”

“What happened first in the story? Next? Last?”

“Talk about what the problem was in the story.”

“Was there a spot where you used your background knowledge?”

“Show me something that was new or surprising.”

“What do you know about (character name)?”

“Show me a page where the pictures/ photos helped you understand the words”

“Why did \_\_\_\_\_ happen? How do you know?”

“Talk about some facts you remember about the topic.”

Andy and Granny Webb decided to see how the caterpillar liked his new home in the science center. Dolores Starbuckle wandered over, too.

“I’ll be the teacher,” said Dolores, pointing to a picture on the wall.

“What is this, Granny Webb?”

“I believe that that is a *Musca domestica*, Dolores,” said Granny.

“Wrong,” said Dolores. “This is a picture of a housefly.”



EXAMPLE:

46



My Child is reading Level **L** books!

These books have:

- 60-100 pgs (chapter books) or 24-48 pgs on a single topic (non-fiction)
- Includes chapter books and complex picture books
- Texts contain many multi-syllable and technical words
- Most sentences end in the middle of lines and continue from one line to the next
- Includes a full range of genres from realistic fiction to

I can help by:

- “You thought about what made sense.”
- “You reread it so that it made sense.”
- “You made that part sound interesting.”
- “You made it all fit together.”
- “You read more words together.”
- “You made it sound like talking.”
- “You made your voice go down when you saw a period and up when you saw a question mark.”

biography

- More characters are speaking
- Plots and characters are more sophisticated
- Characters develop and change in response to events in the story
- Events in chapters build on each other requiring the reader to recall and keep track of information

- “You made that part/word sound important.”
- “You looked at the heading/photo/ bold words to solve it.”
- “You figured out what it meant by reading the words around it.”
- “You noticed that it might mean something else.”

After they read, I can say:

“Talk about what you learned in this book/what happened in the story.”

“Talk about what the book made you think of; other books, your experiences?”

“Talk about what you liked about this book. Talk about what you didn’t like.”

“What happened first in the story? Next? Last?”

“Talk about what the problem was in the story.”

“Were all the words the same kind? Or did the author use different kinds of writing?”

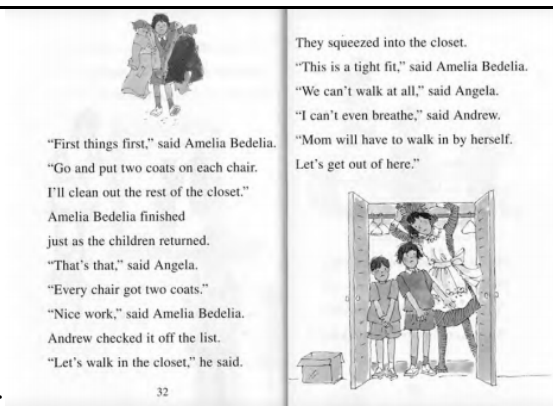
“Show me something that was new or surprising.”

“What do know about (character name)?”

“Show me a page where the pictures/ photos helped you understand the words”

“Why did \_\_\_\_\_ happen? How do you know?”

“Talk about some facts you remember about the topic.”



EXAMPLE:



My Child is reading Level **M** books!

These books have:

- Chapter books are longer texts (60 - 100 pages) with short chapters and few pictures
- Informational books are shorter with new information and text features
- Includes a full range of genres with more biographies included

I can help by listening and saying:

- “You thought about what made sense.”
- “You reread it so that it made sense.”
- “You made that part sound interesting.”
- “You made it all fit together.”
- “You read more words together.”
- “You made it sound like talking.”
- “You made your voice go down when you saw a period and up when you saw a question mark.”

- Text has subtle meanings that require interpretation and background knowledge
- More complex and expanded plots
- More complex themes (i.e., respect for difference, loneliness, independence)
- Vocabulary may be introduced to create feeling or mood

- “You made that part/word sound important.”
- “You looked at the heading/photo/ bold words to solve it.”
- “You figured out what it meant by reading the words around it.”
- “You noticed that it might mean something else.”

After they read, I can say:

- “Talk about what you learned in this book/what happened in the story.”
- “Talk about what the book made you think of (other books or experiences)?”
- “Talk about what you liked about this book. Talk about what you didn’t like.”
- “What happened first in the story? Next? Last?”
- “Talk about what the problem was in the story.”
- “How did the author show what a character was feeling? or what they were thinking?”
- “Show me something that was new or surprising.”
- “What do you know about (character name)?”
- “Show me a page where the pictures/ photos helped you understand the words”
- “Why did \_\_\_\_\_ happen? How do you know?”
- “Talk about some facts you remember about the topic.”

“Presidents’ Day means you see flags.”  
 “It means we don’t have school on Monday,” said Webster.  
 “It means you can buy stuff on sale, because presidents are on money,” said Heather S.  
 “Let’s not give away all our ideas,” said Mrs. D. “I want everybody to write one page about what Presidents’ Day means to you.”  
 “Can we draw something, too?” asked Lucy.  
 “Can we write a poem?” asked Sophie of the Elves.  
 “Can we dress up?” asked Stink.

66

“Yes, yes, and yes,” his teacher said.  
 “But I still want my one page.”  
 Stink took out his Big Head book of presidents. He flipped to the best president ever. President number four, James Madison.



67

EXAMPLE:



My Child is reading Level **N** books!

These books have:

- Chapter books are usually one hundred or more pages with short chapters and memorable characters
- Nonfiction titles are generally shorter and may present social issues
  - Topics of informational books and settings for narratives go

I can help by listening and saying:

- “You thought about what made sense.”
- “You reread it so that it made sense.”
- “You made that part sound interesting.”
- “You made it all fit together.”
- “You read more words together.”
- “You figured it out without a picture.”



well beyond readers' personal experiences

- Complex picture books illustrate themes and build experience in character interpretation
- More demand on the reader to use a variety of strategies to understand plot, theme, and new vocabulary
- Writers use devices such as irony and whimsy to create interest and communicate the nature of characters
- Fiction text with more than 100 pages

- “You made your voice go down when you saw a period and up when you saw a question mark.”
- “You made that part/word sound important.”
- “You looked at the heading/photo/ bold words to solve it.”
- “You figured out what it meant by reading the words around it.”
- “You noticed that it might mean something else, and you fixed it.”

After they read, I can say:

“Talk about what you learned in this book/what happened in the story.”

“Talk about what the book made you think of (other books or experiences)?”

“Talk about what you liked about this book. Talk about what you didn’t like.”

“What happened first in the story? Next? Last?”

“Talk about what the problem was in the story. What was the solution?”

“How did the author show what a character was feeling? or what they were thinking?”

“Show me something that was new or surprising.”

“What kind of person is (character name)? How did the author show that?”

“What was the most important idea in this book?”

“Why is this topic important you or not important to you ?”

“Talk about some facts you remember about the topic.”

Soon the jumble of Sue's bones was exposed. The group quickly realized how unbelievable this Tyrannosaurus rex was. Almost all of the bones were there! Most dinosaur skeletons that are found are missing many, if not most, of their bones.

The creature's skull was the size of a refrigerator. Most of the teeth were set in its jaw, some twelve inches or longer from root to tooth tip. Its right front arm was there—one of only two T. rex arms ever discovered. Thirty-six tail



bones circled around the remains—one of the most complete T. rex tails ever found.

Often, fossil bones are chipped or broken apart. Sue's bones were nearly perfect. To top it off, Sue was huge. "It was really amazing," says Susan Hendrickson. "She just kept getting better and better. We were all in such shock. You can't ever dream of finding something so good and so big!" This was the find of a lifetime—the largest and most complete T. rex ever discovered.

Edge of cliff face where Susan Hendrickson found the first bones (see photos on pp. 10-11).



EXAMPLE:



My Child is reading Level **O** books!

These books have:

- Non-fiction with more than 50 pgs, Fiction text with more than 100 pages
- Multiple characters are developed through what they say, think, and do or what others say about them

I can help by listening and saying :

- “You thought about what made sense.”
- “You reread it so that it made sense.”
- “You made that part sound interesting.”
- “You made it all fit together.”
- “You read more words together.”

- Characters deal with everyday experiences and serious problems such as war or death
- Genres to include historical and science fiction
- Chapter books have between 50-200 pgs
- Text have few illustrations - usually black and white drawings or photographs
- Highly complex sentences employ a wide range of punctuation necessary for understanding the text
- Text Examples: Beezus and Ramona, Night Crossing, Pippi Longstocking, The Secret Soldier: The Story of Deborah Sampson

- “You figured it out without a picture.”
- “You made your voice go down when you saw a period and up when you saw a question mark.”
- “You made that part/word sound important.”
- “You looked at the heading/photo/ bold words to solve it.”
- “You figured out what it meant by reading the words around it.”
- “You noticed that it might mean something else, and you fixed it.”

After they read, I can say:

“Talk about what you learned in this book/what happened in the story.”

“Talk about what the book made you think of (other books or experiences)?”

“Talk about what you liked about this book. Talk about what you didn’t like.”

“What happened first in the story? Next? Last?”

“Talk about what the problem was in the story. What was the solution?”

“How did the author show what a character was feeling? or what they were thinking?”

“Show me something that was new or surprising.”

“What kind of person is (character name)? How were they the same or different from someone else in the story?”

“What was the most important idea in this book?”

“Why is this topic important you or not important to you ?”

“Talk about some facts you remember about the topic.”

his eyeglasses out of his pocket and put them on. “Freckles,” he said finally. “Just freckles.”

“Are you sure?”

Mr. Pangalos’ round nose twitched, and he sniffed the air. “Chocolate?” he said. “Have they brought the chocolate milk upstairs already?”

“Forget the milk,” she cried. “Look! Now he has them on his face!”

“Oh, no!” said Henry.

“Oh, yes!” said Mrs. Kimmelfarber.

“Oh, my,” said Mr. Pangalos. “And they weren’t there before?”

“No. Two minutes ago that boy’s face was as clear as day. And now...”

Henry felt as if his heart were about to drop into his shoes. He swallowed hard and stared at the two teachers, who were staring at his face.

“Little brown spots all over,” said Mrs. Kimmelfarber. “And I see more of them coming out even as we speak.”

A tear, just one, welled up in Henry’s right eye and began to trickle down his cheek, running slowly in and out of the little brown spots.

28

#### Chapter 4

**Pop!**

DIRT BREEDS GERMS, Nurse Molly Farthing would often say, and germs have a nasty way of making healthy people ill. Naturally, the infirmary of P.S. 123 was always spotless because Nurse Molly Farthing wouldn’t have it any other way. And naturally, as Mrs. Kimmelfarber and Henry rushed through the door that morning, she made both of them go back and wipe their feet on the mat. “And don’t bring any of your cocoa in here,” Nurse Farthing added. She sniffed the air loudly.

“Cocoa?” said Mrs. Kimmelfarber.

29

EXAMPLE:



My Child is reading Level **P** books.....

These books have:

- Wide variety of fiction and nonfiction, including novels
- Characters are often concerned with issues related to growing

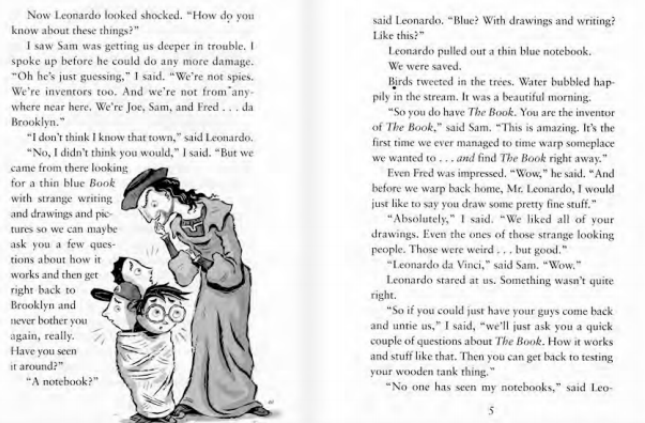
I can help by listening and saying :

- “You thought about what made sense.”
- “You reread it so that it made sense.”
- “You made that part sound interesting.”

<p>up and family relationships</p> <ul style="list-style-type: none"> <li>● Settings are very detailed</li> <li>● Informational texts and biographies present complex ideas</li> <li>● Topics may be unfamiliar</li> <li>● Longer texts require readers to sustain interest and attention over several days</li> <li>● Structural complexity, theme sophistication, and necessary background experience increases</li> <li>● Text Examples: Encyclopedia Brown, Fantastic Mr. Fox, George's Marvelous Medicine, Justin and the Best Biscuits in the World, Stone Fox, Thank You, Jackie Robinson, Wayside School</li> </ul>	<ul style="list-style-type: none"> <li>● “You read it at a better rate.”</li> <li>● “You figured it out without a picture.”</li> <li>● “You made your voice go down when you saw a period and up when you saw a question mark.”</li> <li>● “You made that part/word sound important.”</li> <li>● “You looked at the heading/photo/ bold words to solve it.”</li> <li>● “You figured out what it meant by reading the words around it.”</li> <li>● “You noticed that it has two meanings.”</li> </ul>
---	--

<p><u>After they read, I can say:</u></p> <p>“Talk about what you learned in this book/what happened in the story.”</p> <p>“Talk about what the book made you think of (other books or experiences)?”</p> <p>“Talk about what you liked about this book. Talk about what you didn’t like.”</p> <p>“What happened first in the story? Next? Last?”</p> <p>“Talk about what the problem was in the story. What was the solution?”</p> <p>“How did the author show what a character was feeling? or what they were thinking?”</p> <p>“Show me something that was new or surprising.”</p> <p>“What kind of person is (character name)? How were they the same or different from someone else in the story?”</p> <p>“What was the most important idea in this book?”</p> <p>“Why is this topic important you or not important to you ?”</p> <p>“Talk about some facts you remember about the topic.”</p> <p>“Talk about the word (insert vocabulary from the book). How can you figure out what it means?”</p>
---

EXAMPLE:



My Child is reading Level **Q** books.....

These books have:	I can help by listening and saying :
-------------------	--------------------------------------

- Wide variety of fiction and nonfiction
- Fiction texts include novels with longer chapters
- Characters are often concerned with issues related to growing up and family relationships
- Settings are very detailed
- Informational texts and biographies present complex ideas
- Topics may be unfamiliar
- Longer texts require readers to sustain interest and attention over several days
- More mature themes, focusing on problems of society as they affect children
- Texts contain difficult words to solve, often including words from other languages
- Text Examples: James and the Giant Peach, Tales of a Fourth Grade Nothing

- “You thought about what made sense.”
- “You reread it so that it made sense.”
- “You made that part sound interesting.”
- “You read it at a better rate (speed).”
- “You remembered that from the other day when you were reading.”
- “You made your voice go down when you saw a period and up when you saw a question mark.”
- “You made that part/word sound important.”
- “You looked at the heading/photo/ bold words to solve it.”
- “You figured out what it meant by reading the words around it.”
- “You noticed that it has two meanings.”

After they read, I can say:

“Talk about what you learned in this book/what happened in the story.”

“Talk about what the book made you think of (other books or experiences)?”

“Talk about what you liked about this book. Talk about what you didn’t like.”

“What happened first in the story? Next? Last?”

“Talk about what the problem was in the story. What was the solution?”

“How did the author show what a character was feeling? or what they were thinking?”

“Show me something that was new or surprising.”

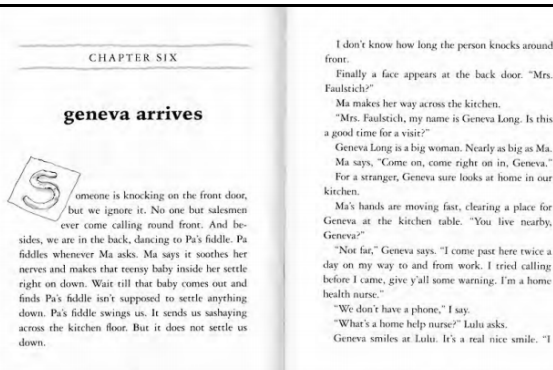
“What kind of person is (character name)? How were they the same or different from someone else in the story?”

“What was the most important idea in this book?”

“Why is this topic important you or not important to you ?”

“Talk about some facts you remember about the topic.”

“Talk about the word (insert vocabulary from the book). How can you figure out what it means?”



EXAMPLE:



My Child is reading Level **R** books.....

These books have:

- Fiction and nonfiction texts represent a range of times in history
- Wider variety of texts
- Sophisticated vocabulary requires an understanding of connotative shadings of meaning
- Literary devices such as simile and metaphor require background knowledge
- Texts requires background knowledge
- Mature themes include family problems, war, and death
- Readers must connect concepts and themes to political and historical events or environmental information
- Text Examples: Because of Winn-Dixie, Charlie and the Chocolate Factory, The Midnight Fox, Sadako and the Thousand Paper Cranes, Sarah,

I can help by noticing and saying:

- “You thought about what made sense.”
- “You reread it so that it made sense.”
- “You made that part sound interesting.”
- “You read it at a better rate (speed).”
- “You remembered that from the other day when you were reading.”
- “You made your voice go down when you saw a period and up when you saw a question mark.”
- “You made that part/word sound important.”
- “You looked at the heading/photo/ bold words to solve it.”
- “You figured out what it meant by reading the words around it.”
- “You noticed that it has two meanings.”
- “You imagined what that word or phrase might look like in order to understand.”

After they read, I can say:

“Talk about what you learned in this book/what happened in the story.”

“Talk about what the book made you think of (other books or experiences)?”

“Talk about what you liked about this book. Talk about what you didn’t like.”

“What happened first in the story? Next? Last?”

“Talk about what the problem was in the story. What was the solution?”

“How did the author show what a character was feeling? or what they were thinking?”

“Show me something that was new or surprising.”


“What kind of person is (character name)? How were they the same or different from someone else in the story?”

“What was the most important idea in this book? What makes you think that?”

“Why is this topic important you or not important to you ?”

“Talk about some facts you remember about the topic.”

“Talk about the word (insert vocabulary from the book). How can you figure out what it means?”



EXAMPLE:



My Child is reading Level **S** books.....



These books have:

- Complex ideas and information
- Includes a wide variety of topics and cultures
- Paragraphs and sentences are complex requiring rapid and fluent reading with attention to meaning
- Requires automatic assimilation of punctuation
- Chapter books include all genres with many works of historical fiction and biographies
- Texts present settings from that are distant from students' own experiences
- Literary selections offer opportunities for readers to make connections with previously read texts as well as historical events

I can help by noticing and saying:

- "You thought about what made sense."
- "You made that part sound interesting."
- "You read it at a better rate (speed)."
- "You remembered that from the other day when you were reading."
- "You made your voice go down when you saw a period and up when you saw a question mark."
- "You used the glossary/ graphic to figure it out."
- "You figured out what it meant by reading the words around it."
- "You noticed that it has two meanings."
- "You imagined what that word or phrase might look like in order to understand."
- "You noticed when someone different started talking."

After they read, I can say:

"Talk about what you learned in this book/what happened in the story."

"Talk about what the book made you think of (other books or experiences)?"

"Talk about what you liked about this book. Talk about what you didn't like."

"What happened first in the story? Next? Last?"

"Talk about what the problem was in the story. What was the solution?"

"How did the author show what a character was feeling? or what they were thinking?"

"Show me something that was new or surprising."

"What kind of person is (character name)? How were they the same or different from someone else in the story?"

"What was the most important idea in this book? What makes you think that?"

"Why is this topic important you or not important to you ?"

"Talk about some facts you remember about the topic."

"Talk about the word (insert vocabulary from the book). How can you figure out what it means?"

### *The Night of San Juan* ABUELITA'S STORY

*B*ack in the 1940s, in Puerto Rico's walled city of Old San Juan, everybody knew everybody else. We neighborhood children played freely together on the narrow streets, while from windows and balconies adults kept a watchful eye on us. It was only my lonely friend José Manuel who was forbidden from joining us.

"Look, Evelyn," whispered Amalia. "He's up there again, watching us play."

Aitra and I looked up. There he was, sitting on his balcony floor. He peered sadly down at us through the wrought-iron railing, while his grandma's soap opera blared from the radio inside. No matter how hard José Manuel tried, he could not convince his grandma to let him play out on the street.

"Too many crazy drivers! Too hard, the cobblestones! ¡May peligroso!" His grandma would shake her head and say, "Too dangerous!"

Besides her fear of danger on the street, José Manuel's grandma kept to herself and never smiled, so most of us

were afraid of her. That is, until my sisters and I changed all that.

"One day," Amalia suddenly announced, "I'm going to ask his grandma to let him come down and play." If anyone would have the courage to do that, it was my little sister Amalia. Even though she was only seven, she was also the most daring of the three of us.

We never knew what she would do next. In fact, at that very moment I could see a mischievous grin spreading across her freckled face as two elegant women turned the corner of Calle Sol. Once they strolled down the street in front of us, Amalia swiftly snuck up behind them and flipped their skirts up to expose their lace-trimmed slips.

"¡Sonreígonas!" the women cried out. "Little rascal!"

We could hardly hold our laughter in. We all looked up to make sure none of the neighbors had seen her. If anyone had, we would surely have been scolded as soon as we got home. News traveled fast in our neighborhood.

Luckily, only José Manuel was watching us with amusement in his wistful eyes. Grateful for an audience, Amalia smiled at him, curtsied, and ran down the street toward the old cathedral with us chasing after

**EXAMPLE:**



My Child is reading Level **T** books.....



These books have:

- Include a variety of genres and text structures
- Chapter books are long, with few illustrations
- Readers need to recognize symbolism
- Texts contain many sophisticated, multi-syllable words that readers will need to analyze in terms of both literal and connotative meaning
- Readers need more prior knowledge of political and historical events and about the problems of different culture and racial groups
- Themes include growing up, demonstrating courage, and experiencing hardship and prejudice
- Text Examples: Abel's Island, The Lion, the Witch and the Wardrobe, Sign of the Beaver, Bridge To Terabithia, Tracker, Sing Down the Moon

I can help by saying:

- “You thought about what made sense.”
- “You made that part sound interesting.”
- “You had a question and you kept reading to answer it.”
- “You noticed that the author wasn’t being literal, it was figurative language.”
- “You remembered that from the other day when you were reading.”
- “You made your voice match the punctuation and the story.”
- “You used the glossary/ graphic to figure it out.”
- “You figured out what it meant by reading the words around it.”
- “You noticed that it has two meanings.”
- “You imagined what that word or phrase might look like in order to understand.”
- “You noticed when someone different started talking.”

After they read, I can say:

- “Talk about what you learned in this book/what happened in the story.”
- “Talk about what the book made you think of (other books or experiences)?”
- “Talk about what the problem was in the story. What was the solution?”
- “How did the author show what a character was feeling? or what they were thinking?”
- “Show me something that was new or surprising.”
- “What kind of person is (character name)? How were they the same or different from someone else in the story?”
- “What was the most important idea in this book? What makes you think that?”
- “Why is this topic important you or not important to you ?”
- “Talk about the word (insert vocabulary from the book). How did you figure out what it means?”
- “If you were the author, how might you have changed a part of the book? Why would you change that?”
- “Why do you think (character name) did what they did? What makes you say that?”
- “What are you still wondering?”
- “What would you still like to know about this topic?”

“Where did you first get Souder?” the boy asked.

“I never got him. He came to me along the road when he wasn’t near a pup.”

The father turned to the cabin door. It was open. There were small children, some as high as the level of the latch, were peering out into the dark. “We just want to get Souder,” the boy said and sat on the floor.

“It’s too cold. Shut the door.”

“Souder and me must be about the same age,” the boy said, looking greatly at one of the other dog’s ears, and then the other. He felt the importance of the year—as a child measure age—which separated him from the younger children. He was old enough to stand out in the cold and run his fingers over Souder’s head.

No star lights from other cabins punctuated the night. The white snow who covered the vast outline fields had scattered the cabins of his Negro shanties far apart, like specks on a whitewashed ceiling. Sometimes on weekdays the boy walked with his parents to set seeds at one of the distant cabins. Sometimes they went to the meadow’s house. And there was school too. But it was far away at the edge of town. Its term began after harvest and ended before planting time.

Two narratives Outside the boy had started, walking the eight miles morning and evening.

But after a few weeks when cold winds and winter sickness came, his mother had said, “Give it up, child. It’s too long and too cold.” And the boy, remembering how he was always laughed at for getting to school so late, had agreed. Besides, he thought, next year he would be bigger and could walk faster and get to school before it started and wouldn’t be laughed at. And when he wasn’t dead-end from walking home from school, his father would let him hunt with Souder. Having both school and Souder would be mighty good, but if he couldn’t have school, he could always have Souder.

“There isn’t no dog like Souder,” the boy said. But his father did not take up the conversation. The boy wished he could. His father stood silent and motionless. He was looking past the rim of half-light that came from the cabin window and pushed back the darkness in a circle that had itself around the rim of the cabin. The sun seemed to be listening. But no sound came to the boy.

Souder was well named. When he tread a cross or person in a poisonous tree or on a wild-grape vine, his voice would roll across the flat.

Two narratives Outside the boy had started, walking the eight miles morning and evening.

But after a few weeks when cold winds and winter sickness came, his mother had said, “Give it up, child. It’s too long and too cold.” And the boy, remembering how he was always laughed at for getting to school so late, had agreed. Besides, he thought, next year he would be bigger and could walk faster and get to school before it started and wouldn’t be laughed at. And when he wasn’t dead-end from walking home from school, his father would let him hunt with Souder. Having both school and Souder would be mighty good, but if he couldn’t have school, he could always have Souder.

“There isn’t no dog like Souder,” the boy said. But his father did not take up the conversation. The boy wished he could. His father stood silent and motionless. He was looking past the rim of half-light that came from the cabin window and pushed back the darkness in a circle that had itself around the rim of the cabin. The sun seemed to be listening. But no sound came to the boy.

Souder was well named. When he tread a cross or person in a poisonous tree or on a wild-grape vine, his voice would roll across the flat.

EXAMPLE:



My Child is reading Level **U** books.....

These books have:

I can help by saying:


**F&P Reading Level Information for Families (2013)**

- Informational texts cover a wide range of topics and present specific technical information
- Illustrations require interpretation and connection to the text
- Narratives are complex with plots and subplots
- Texts have several different themes and characters
- Readers need to understand symbolism and themes which are more abstract
- Creative text formats are used
- Text Examples: Julie of the Wolves, The Secret Garden, Wringer, Baseball in April, Nothing But the Truth, Number the Stars, The Watsons Go to Birmingham -1963

- “You thought about what made sense.”
- “You made that part sound interesting.”
- “You had a question and you kept reading to answer it.”
- “You noticed that the author wasn’t being literal, it was figurative language.”
- “You remembered that from the other day when you were reading.”
- “You made your voice match the punctuation and the story.”
- “You used the glossary/ graphic to figure it out.”
- “You figured out what it meant by reading the words around it.”
- “You noticed that it has two meanings.”
- “You imagined what that word or phrase might look like in order to understand.”
- “You noticed when someone different started talking.”

#### After they read, I can say:

- “Talk about what you learned in this book/what happened in the story.”
- “Talk about what the book made you think of (other books or experiences)?”
- “What happened first in the story? Next? Last?”
- “Talk about what the problem was in the story. What was the solution? Show me where the text says that.”
- “How did the author show what a character was feeling? or what they were thinking?”
- “Show me something that was new or surprising.”
- “What kind of person is (character name)? How were they the same or different from someone else in the story?”
- “What was the most important idea in this book? Show me where the text supports that.”
- “Why is this topic important you or not important to you ?”
- “Talk about some facts you remember about the topic.”
- “Talk about the word (insert vocabulary from the book). How can you figure out what it means?”
- “If you were the author, how might you have changed a part of the book? Why would you change that?”
- “Why do you think (character name) did what they did? What makes you say that?”
- “What are you still wondering? /What would you still like to know about this topic?”
- “How did the character or problem change during the story?”



EXAMPLE:



My Child is reading Level **V** books.....

These books have:

I can help by saying:

- Biographies go beyond simple narratives to provide significant amount of historical information and focus
- on harsh themes and difficult periods of history
- Science fiction presents sophisticated ideas and concepts
- Texts require readers to think critically
- Full appreciation of the texts requires noticing aspects of the writer's craft
- Texts have print in a small font
- Novels may be two hundred to three hundred pages long
- Text Examples: Chasing Redbird, Crash, Dragonsong, Rascal, Tom's Midnight Garden, Yolanda's Genius,
- The Cay, Esperanza Rising, Island of Blue Dolphins, Old Yeller, Pictures of Hollis Woods, Tuck Everlasting,

- "You thought about what made sense."
- "You made that part sound interesting."
- "You had a question and you kept reading to answer it."
- "You noticed that the author wasn't being literal, it was figurative language."
- "You remembered that from the other day when you were reading."
- "You made your voice match the punctuation and the story."
- "You used the glossary/ graphic to figure it out."
- "You figured out what it meant by reading the words around it."
- "You noticed that it has two meanings."
- "You imagined what that word or phrase might look like in order to understand."
- "You noticed when someone different started talking."

### After they read, I can say:

- "Talk about what you learned in this book/what happened in the story."
- "Talk about what the book made you think of (other books or experiences)?"
- "What happened first in the story? Next? Last?"
- "Talk about what the problem was in the story. What was the solution? Show me where the text says that."
- "How did the author show what a character was feeling? or what they were thinking?"
- "Show me something that was new or surprising."
- "What kind of person is (character name)? How were they the same or different from someone else in the story?"
- "What was the most important idea in this book? Show me where the text supports that."
- "Why is this topic important you or not important to you ?"
- "Talk about some facts you remember about the topic."
- "Talk about the word (insert vocabulary from the book). How can you figure out what it means?"
- "If you were the author, how might you have changed a part of the book? Why would you change that?"
- "Why do you think (character name) did what they did? What makes you say that?"
- "What are you still wondering? /What would you still like to know about this topic?"
- "How did the character or problem change during the story?"

Someday I'd like to be on that boat, I thought, to see what it would be like to look back at the land. I glanced at the railing that ran along the end of the pier. It was so low it would be hard to see from a ship.

"School," Josie said. "Of course." She put her hand on my shoulder. It was the hand holding the sea grass. I felt a soft scratch against my skin.

Josie's legs were bare, with dainty spider veins showing, and her silky shoes were soaked with snow and spray. I didn't want the mustard woman to see them.

I opened the back door of the car and slid in, and we drove off, leaving Josie looking after us, her head tilted as she waved at me, the sea grass in her hand blowing in the wind.

"What's going on here?" the mustard woman said.

"No school?"

I ran my tongue over my lips, trying to figure out the best lie I could. "I told her today was a holiday, teachers' conference."

The mustard woman shook her head. "And she believed that?" she said. "We'll have to see about this."

I reached into my pocket and held on to the shell.

For the first time in my life, I thought, I'd really have to go to school. I'd have to if I wanted to stay at Josie's.

*The Time with Josie*

CHAPTER 6

My head was a round burl of wood, the sea grass, dried now, a swirl on top. Josie spent hours over it at the kitchen table, humming to herself, a tray of tiny knives spread out in front of her.

It was Monday, early in December, almost dark in the late afternoon. No Chinese dinner tonight. I was making a dish tazy had taught me. "Special deluxe," she had said, and smiled at me. Chopped meat, ketchup, Worcestershire sauce, and cheese, spooned over hot rolls. Salad. Pound cake with confectioner's sugar sifted over the top.

It was going to be a special deluxe evening. Beatrice was leaving the next morning for New Mexico, where

EXAMPLE:



My Child is reading Level **W** books.....

These books have:

I can help saying by:

- Themes explore the human condition
- Fiction and nonfiction text present characters who suffer hardship and learn from it
- Writing is sophisticated, with complex sentences, literary language, and symbolism
- Readers must have an awareness of social and political issues to comprehend texts
- Fantasy and science fiction introduce heroic characters, moral questions, and contests between good and evil
- Informational texts may present complex graphic information and require a whole range of content knowledge
- Readers must understand all the basic nonfiction organizational structures
- Narrative biographies include many details and prompt readers to make inferences about what motivated the subject's achievements
- Text Examples: The Skin I'm In, Maniac Magee, Roll of Thunder Hear My Cry, A Stone in My Hand, Year of Impossible Goodbyes, The House on Mango Street

- "You thought about what made sense."
- "You made that part sound interesting."
- "You had a question and you kept reading to answer it."
- "You noticed that the author wasn't being literal, it was figurative language."
- "You remembered that from the other day when you were reading."
- "You made your voice match the punctuation and the story."
- "You used the glossary/ graphic to figure it out."
- "You figured out what it meant by reading the words around it."
- "You noticed that it has two meanings."
- "You imagined what that word or phrase might look like in order to understand."
- "You noticed when someone different started talking."

#### After they read, I can say:

- "Talk about what you learned in this book/what happened in the story."
- "Talk about what the book made you think of (other books or experiences)?"
- "Talk about what the problem was in the story. What was the solution? Show me where the text says that."
- "How did the author show what a character was feeling? or what they were thinking?"
- "Show me something that was new or surprising."
- "What kind of person is (character name)? How were they the same or different from someone else in the story?"
- "What was the most important idea in this book? Show me where the text supports that."
- "Why is this topic important you or not important to you?"
- "Talk about the word (insert vocabulary from the book). How can you figure out what it means?"
- "If you were the author, how might you have changed a part of the book? Why would you change that?"
- "Why do you think (character name) did what they did? What makes you say that?"
- "What are you still wondering? /What would you still like to know about this topic?"
- "How did the character or problem change during the story?"

#### 11 WE VISIT THE GARDEN GNOME EMPORIUM

In a way, it's nice to know there are Greek gods out there, because you have somebody to blame when things go wrong. For instance, when you're walking away from a bus that's just been attacked by monster bugs and blown up by lightning, and it's raining on top of everything else, most people might think that's just really bad luck when you're a half-blood, you understand that some divine force really is trying to mess up your day.

So there we were, Annabeth and Grover and I, walking through the woods along the New Jersey riverbank, the glow of New York City making the night sky yellow behind us, and the smell of the Hudson roasting in our noses. Grover was shivering and begging, his big goat eyes turned slit-pupiled and full of terror. "Three Kindly Ones. All three at once."

I was pretty much in shock myself. The explosion of bus windows still rang in my ears. But Annabeth kept pulling us along, saying "Come on! The farther away we get, the better."

"All our money was back there," I reminded her. "Our food and clothes. Everything."

"Well, maybe if you hadn't decided to jump into the fight—"

"What did you want me to do? Let you get killed?"  
"You didn't need to protect me, Percy. I would've been fine."

"Sliced like sandwich bread," Grover put in, "but fine."  
"Shut up, goat boy," said Annabeth.  
Grover leaped momentarily. "Too cans . . . a perfectly good bag of tin cans."

We slushed across muddy ground, through rusty twisted trees that smelled like sour laundry.

After a few minutes, Annabeth fell into line next to me. "Look, I . . ." Her voice faltered. "I appreciate your coming back for us, okay? That was really brave."

"We're a team, right?"

She was silent for a few more steps. "It's just that if you died . . . aside from the fact that it would really suck for you, it would mean the quest was over. This may be my only chance to see the real world."

The thunderstorm had finally let up. The city glow faded behind us, leaving us in almost total darkness. I couldn't see anything of Annabeth except a glint of her blond hair.

"You haven't left Camp Half-Blood since you were seven?" I asked her.

"No . . . only short field trips. My dad—"

"The history professor?"

"Yeah. It didn't work out for me living at home, I mean, Camp Half-Blood is my home." She was rubbing her wounds out now, as if she were afraid somebody might try to stop her. "At camp you train and train. And that's all cool

EXAMPLE:



My Child is reading Level **X** books.....

These books have:

- Science fiction at this level incorporates technical knowledge as well as high fantasy depicting quests and
- the struggle between good and evil
- Readers are required to go beyond the literal meaning of the text to construct implied meaning by a writer's use of symbolism
- Continuing increase in the sophistication of vocabulary, language, and topic
- Text Examples: Ties that Bind, Ties that Break, Where the Red Fern Grows, The Egypt Game, Zlata's Diary: A Child's Life in Sarajevo

I can help by saying:

- "You thought about what made sense."
- "You made that part sound interesting."
- "You had a question and you kept reading to answer it."
- "You noticed that the author wasn't being literal, it was figurative language."
- "You remembered that from the other day when you were reading."
- "You made your voice match the punctuation and the story."
- "You used the glossary/ graphic to figure it out."
- "You figured out what it meant by reading the words around it."
- "You noticed that it has two meanings."
- "You imagined what that word or phrase might look like in order to understand."
- "You noticed when someone different started talking."

After they read, I can say:

- "Talk about what you learned in this book/what happened in the story."
- "Talk about what the book made you think of (other books or experiences)?"
- "Talk about what the problem was in the story. What was the solution? Show me where the text says that."
- "How did the author show what a character was feeling? or what they were thinking?"
- "Show me something that was new or surprising."
- "What kind of person is (character name)? How were they the same or different from someone else in the story?"
- "What was the most important idea in this book? Show me where the text supports that."
- "Why is this topic important you or not important to you ?"
- "Talk about some facts you remember about the topic."
- "Talk about the word (insert vocabulary from the book). How can you figure out what it means?"
- "If you were the author, how might you have changed a part of the book? Why would you change that?"
- "Why do you think (character name) did what they did? What makes you say that?"
- "What are you still wondering? /What would you still like to know about this topic?"
- "How did the character or problem change during the story?"

EXAMPLE:



My Child is reading Level **Y** books.....



These books have:

- Texts have subtle themes and complex plots
- Include a whole range of social problems as themes with more explicit details (e.g., details about death or prejudice)
- Texts include irony and satire, literary devices requiring readers to think beyond the literal meaning
- Fantasies are complex, depicting hero figures and heroic journeys
- Readers required to discern underlying lessons and analyze texts for traditional elements
- Text Examples: The Schwa Was Here, The Giver, My Brother Sam is Dead

I can help by saying:

- “You thought about what made sense.”
- “You made that part sound interesting.”
- “You had a question and you kept reading to answer it.”
- “You noticed that the author wasn’t being literal, it was figurative language.”
- “You remembered that from the other day when you were reading.”
- “You made your voice match the punctuation and the story.”
- “You used the glossary/ graphic to figure it out.”
- “You figured out what it meant by reading the words around it.”
- “You noticed that it has two meanings.”
- “You imagined what that word or phrase might look like in order to understand.”
- “You noticed when someone different started talking.”

After they read, I can say:

“Talk about what you learned in this book/what happened in the story.”

“Talk about what the book made you think of (other books or experiences)?”

“Talk about what the problem was in the story. What was the solution? Show me where the text says that.”

“How did the author show what a character was feeling? or what they were thinking?”

“Show me something that was new or surprising.”

“What kind of person is (character name)? How were they the same or different from someone else in the story?”

“What was the most important idea in this book? Show me where the text supports that.”

“Why is this topic important you or not important to you ?”

“Talk about some facts you remember about the topic.”

“Talk about the word (insert vocabulary from the book). How can you figure out what it means?”

“If you were the author, how might you have changed a part of the book? Why would you change that?”

“Why do you think (character name) did what they did? What makes you say that?”

“What are you still wondering? /What would you still like to know about this topic?”

“How did the character or problem change during the story?”



My Child is reading Level **Z** books.....

These books have:

- Informational books deal with controversial social concepts

I can help by saying:

- “You thought about what made sense.”
- “You made that part sound interesting.”



and political issues and include detailed historical accounts of periods less well-known

- Readers learn new ways of finding technical information
- Informational texts include complex examples of the basic organizational structures
- Fiction texts explore a wide range of mature themes relative to the human condition
- Fantasy texts present heroic quests, symbolism, and complex characters
- Some texts present graphic details of hardship and violence
- Text Examples: Johnny Tremain, The Adventures of Tom Sawyer, Breadwinner, The Outsiders, Witness,
- Animal Farm, Farewell to Manzanar, The Golden Compass, Monster, Night, The Pearl, Scorpions, 145th Street Short Stories, Fahrenheit 451

- “You had a question and you kept reading to answer it.”
- “You noticed that the author wasn’t being literal, it was figurative language.”
- “You remembered that from the other day when you were reading.”
- “You made your voice match the punctuation and the story.”
- “You used the glossary/ graphic to figure it out.”
- “You figured out what it meant by reading the words around it.”
- “You noticed that it has two meanings.”
- “You imagined what that word or phrase might look like in order to understand.”
- “You noticed when someone different started talking.”

After they read, I can say:

“Talk about what you learned in this book/what happened in the story.”

“Talk about what the book made you think of (other books or experiences)?”

“Talk about what the problem was in the story. What was the solution? Show me where the text says that.”

“How did the author show what a character was feeling? or what they were thinking?”

“Show me something that was new or surprising.”

“What kind of person is (character name)? How were they the same or different from someone else in the story?”

“What was the most important idea in this book? Show me where the text supports that.”

“Why is this topic important you or not important to you ?”

“Talk about some facts you remember about the topic.”

“Talk about the word (insert vocabulary from the book). How can you figure out what it means?”

“If you were the author, how might you have changed a part of the book? Why would you change that?”

“Why do you think (character name) did what they did? What makes you say that?”

“What are you still wondering? /What would you still like to know about this topic?”

“How did the character or problem change during the story?”